

Strong cities



City attractiveness, office market, HR trends

H1 2024

The office market sentiment, the investment potential of the city and the labour market.

knightfrank.com.pl/en/research












Krakow

Prepared
in cooperation with



Michael Page

Kraków

-  **City area**
327 sq km
-  **Population**
806,200
(state of 31.12.2023)
-  **Population forecast**
756,470 (2025)
-  **Migration balance**
internal
(+)2,327
(2023, GUS)
-  **external**
(+)934
(2023, GUS)
-  **Unemployment rate**
2.1%
(05.2024, GUS)
-  **GDP growth**
16.6%
(2021, GUS)
-  **GDP per capita**
PLN 116,630
(2021, GUS)
-  **Average salary (gross)**
PLN 9,905.84
(in the business sector, 05.2024, GUS)



Investment attractiveness

Rankings

- 1ST PLACE** in the **business friendliness category** of the fDi's European Cities and Regions of the Future 2024 ranking (among large cities)
 - 1ST PLACE** in the **human capital and lifestyle category** of the fDi's European Cities and Regions of the Future 2024 ranking (among large cities)
 - 4TH PLACE** **overall** in the fDi's European Cities and Regions of the Future 2024 ranking (among large cities)
 - 6TH PLACE** in the **economic potential category** of the fDi's European Cities and Regions of the Future 2024 ranking (among large cities)
 - 20TH POSITION** in the **TOP 100 Super Cities list** in the Tholons Global Innovation Index 2021
- The title of Award in „**Municipality for 5!**” and the title of „**Golden Municipality for 5!**” in the 2022/23 edition of the ranking prepared by the Student Scientific Association of Acceleration, on behalf of the Institute of Entrepreneurship at the Warsaw School of Economics

Investment incentives

- Government Investment Support Program grants
- Polish Investment Zone - income tax exemption
- Real estate tax exemption
- Tax relief for R&D
- Assistance under the EU Funds
- Support for business environment institutions - incl. Business in Małopolska Centre

Quality of life

Rankings

- The Kraków Old Town and Wawel Hill on the UNESCO World Heritage List
- European Capital of Culture (2000)
- UNESCO City of Literature
- IFEA World Festival & Event City

Quality of life in numbers

CULTURE AND ENTERTAINMENT

- 1,207 monuments and approx. PLN 30m allocated annually for their renovation
- 117 museums and 41 art galleries, 1.4m exhibits and 5m visitors annually
- 16 theaters, 2,000 performances, 270,000 spectators annually
- 12 cinemas, 73 cinema halls, 12,000 seats in the auditorium, 140,000 screenings annually
- Over 200 restaurants (2 Michelin stars for Bottiglieria 1881 restaurant)
- 15 regional products under EU protection (including obwarzanek, oscypek, sour rye soup Cracovian style, carp from Zator)
- 180 festivals and artistic-entertainment and sports events annually (including Jewish Culture Festival, The Great Dragon Parade, Kraków Film Music Festival)

TRANSPORT

- 28 tram lines and 175 bus lines
- 4 Fast Commuter Rail lines
- 317 km of bicycle paths
- 9m passengers handled in one year by Kraków-Balice Airport

INFRASTRUCTURE

- 1.82m sq m of modern office space
- 190 hotels with 23,000 rooms (including 16 five-star hotels)
- Modern congress and entertainment infrastructure (including ICE Kraków Congress Centre with 5,200 seats, TAURON Arena Kraków – 24,000 seats)
- 2,000 business meetings annually, attended by over 300,000 people

NATURAL ENVIRONMENT

- 54 city parks, 30 pocket parks, 30 ha of wildflower meadows
- 80% of city residents have a 5-minute access to green areas
- 8 air pollution monitoring stations
- Significantly decreasing air pollution issue in the city due to consistent implementation of the anti-smog resolution
- 32 recommendations from the Kraków Climate Panel and the City of Kraków's Climate Change Adaptation Plan until 2030

 **Bike paths**
317 km

 **Green areas**
60% of the cities area

Facts & Figures






-  **Number of students**
130,396
(2023/2024)
-  **Number of graduates**
31,860
(2022/2023)
-  **Number of universities**
23 (2022/2023)
-  **Airport - distance to the city centre**
11 km
-  **Airport - number of passengers**
9m (2023)
-  **BSS sector - number of centres**
288
(ABSL 2024)
-  **BSS sector - number of employed**
101,000
(ABSL 2024)

RATING AGENCY **S&P**

RATING **A- (stable)**

Kraków




H1 2024

- ▶  Existing stock **1.82m sq m**
- ▶  Supply under construction **43,000 sq m**
- ▶  Vacancy rate **20.2%**
- ▶  New supply **14,000 sq m**
- ▶  Take-up **93,000 sq m**

Coworking operators in Kraków

At Office | Business Link | Chilliflex | CitySpace | Regus | Loftmill | Cluster Offices

Standard lease terms in new buildings

- ▶  Service charge **16.00-29.00**
PLN/sq m/month
- ▶  Rent-free period **1-1.5 month**
for each contract year
- ▶  Fit-out budget **380.00-500.00**
EUR/sq m

▶ After Warsaw, Kraków is the second largest office market in Poland, offering 1.82 million sq m of modern office space, constituting over 14% of the country's total office supply. The city remains a focal point for tenants, with lease signings totalling over 93,000 sq m of office space in the first half of 2024, marking the most impressive outcome among regional cities.

SUPPLY

The total office space in Kraków has reached 1.82 million sq m maintaining its leading position among regional cities in Poland. Nonetheless, development activity has notably decelerated. Only two buildings, totalling 14,000 sq m, were completed in the first half of the year, and by year-end, an additional 10,500 sq m will have been delivered. Consequently, the projected new supply for 2024 is 24,500 sq m, a significant drop from the five-year average of 110,000 sq m. A comparable situation is expected in 2025, with 32,000 sq m of new supply planned.

TAKE-UP

In the first half of 2024, the leasing transaction volume in Kraków's office market increased by 13% compared to the same period the previous year, reaching over 93,000 sq m. This figure represents the highest transaction volume among regional cities, constituting 33% of the total transaction volume in these cities.

Half of the leased space in the first half of 2024 resulted from renewals of existing leases, while the percentage of new leases in the total leased space remained high at 44%. The data indicates that few tenants are opting to expand their occupied space, as expansions accounted for less than 5% of the total leased volume, with the remaining volume designated for self-use.

VACANCY RATE

The Q2 2024 vacancy rate in Kraków remained consistent with that of Q1, holding steady at 20.2%. In the city centre, the vacancy rate decreased to 11.9% from the 12.6% recorded at the end of March 2024. Conversely, in other areas of the city, the vacancy rate saw an increase. Given the stable demand and the limited supply under construction, a sustained decline in the vacancy rate can be anticipated for the long term.

RENTS

At the end of H1 2024, asking rents in Kraków have remained steady, typically falling within the range of EUR 10 to 16/sq m/month, with the most prestigious buildings commanding rates of up to EUR 18/sq m/month. Average service charges, following increases in previous years, have held steady in the first half of 2024, generally ranging from PLN 16.00 to 29.00/sq m/month.

Office market in Poland

H1 2024

- ▶  Existing stock **13m sq m**
- ▶  New supply (H1 2024) **125,000 sq m**
- ▶  Take-up (H1 2024) **602,000 sq m**
- ▶  Supply under construction **530,000 sq m**
- ▶  Vacancy rate **14.4%**

SZCZECIN

187,000 sq m
6.3%
EUR 10-14.5

POZNAŃ

674,000 sq m
13.9%
EUR 11-15.5

WROCŁAW

1.38m sq m
18.2%
EUR 10-16

KATOWICE

751,000 sq m
20.8%
EUR 9-14.5

TRICITY

1.05m sq m
12.5%
EUR 11-15.5

WARSAW

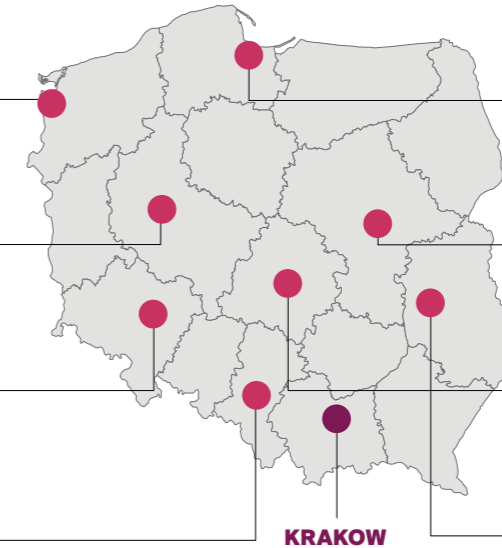
6.26m sq m
10.9%
EUR 10-27

ŁÓDŹ

645,000 sq m
23.3%
EUR 9-15


LUBLIN

221,000 sq m
12.3%
EUR 9-13



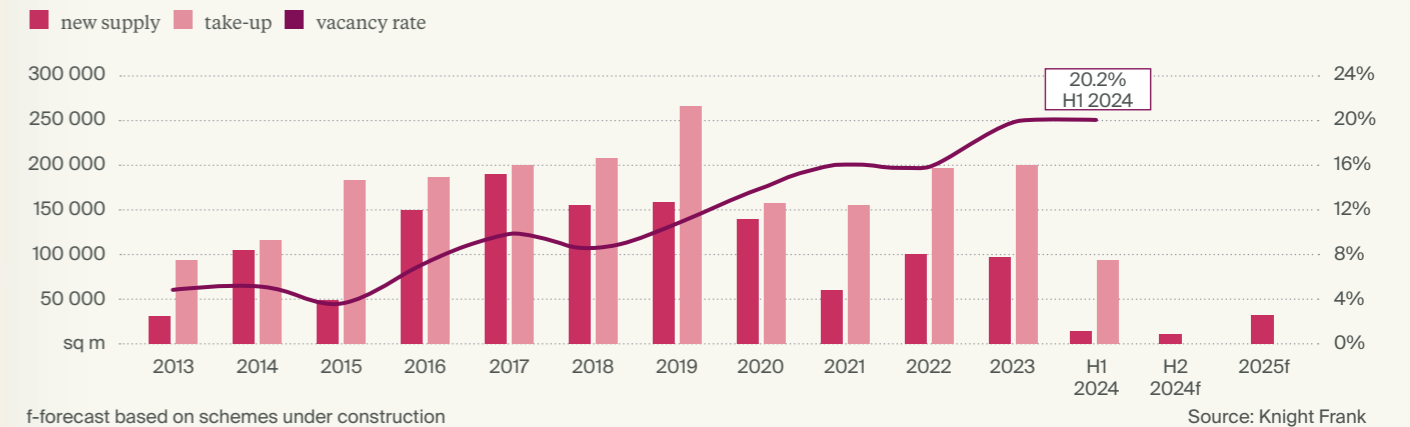
KRAKÓW

1.82m sq m
20.2%
EUR 10-16

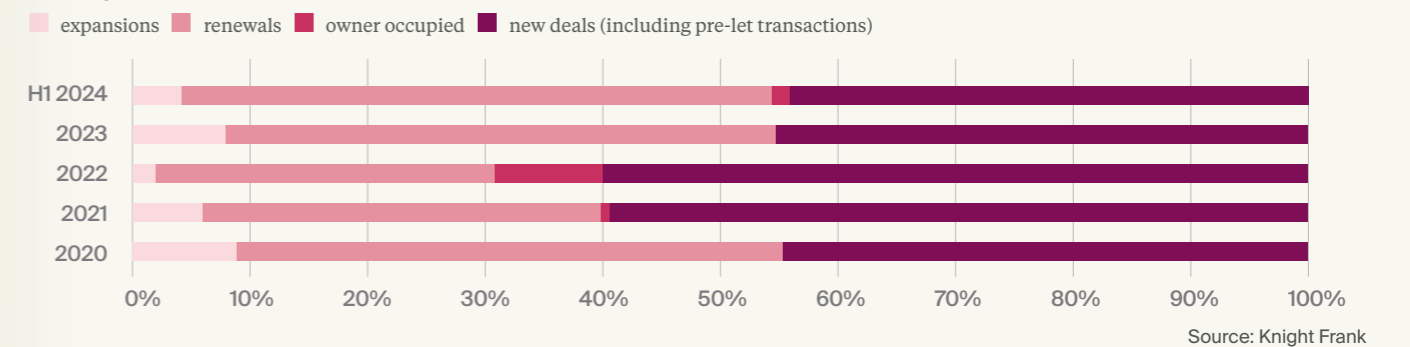
 - office stock  - vacancy rate
 - asking rents (per sq m per month)

Source: Knight Frank

Annual new supply, take-up and vacancy rate in Kraków



Take-up structure in Kraków



Human Leadership: Effectively Managing Teams in the Digital Era

Despite Poland achieving the lowest unemployment rate in the EU in 2024, job vacancies are on the rise, particularly in IT, data analysis, sales, marketing, and fields related to digitalisation and AI. The European Commission reports that 77% of companies struggle to hire suitable specialists. Given these shifts, leaders must adapt their strategies to effectively manage teams in the digital era by adopting the Human Leadership approach.

Human Leadership

Human Leadership is a management style grounded in empathy, understanding employees' needs, and building trust. In today's job market, where attracting and retaining talent is vital, leaders must view employees as individuals with unique needs and aspirations. Key elements of this approach include effective communication, flexibility, adaptability, and technological proficiency.

Communication and Empathy

Effective communication and empathy are crucial in managing teams, especially in the context of remote work. Leaders should regularly meet with their teams, listen to employees' opinions, understand their needs, and encourage open dialogue. In a competitive job market, understanding individual employee needs can significantly improve retention rates.

Flexibility and Adaptation

Leaders need to quickly adapt to changes, adopting new work models and adjusting strategies to a dynamic market. The Talent

Trends 2024 report indicates that 45% of companies plan to increase hiring in 2024, emphasising the importance of flexibility in attracting talent.

Technological Proficiency

Leaders should be well-versed in digital tools, support innovation, and build digital competencies within their teams. In Poland, the demand for automation specialists is growing, making it crucial for leaders to bridge the gap between technical and non-technical team members.

Benefits of Implementing Human Leadership

Companies that have implemented Human Leadership report increased employee engagement and productivity, better talent attraction and retention rates, and a stronger organisational culture. Prioritising career development, work-life balance, competitive compensation, investing in employee development, fostering open communication, and building trust all contribute to organisational success.



► For more information on Human Leadership and employee retention, please see our latest study [Talent Trends 2024](#).

Recruitment in the Manufacturing and Supply Chain Sector

According to data from the Central Statistical Office (GUS), approximately 6.5 million people are currently employed in Poland. In the industrial sector alone, there are 2.8 million employees, making up 17.5% of the total 16 million employed. With a low registered unemployment rate of 4.9%, companies must compete with increasingly attractive offers to recruit production workers. Is it worth it? Yes. Experts highlight that well-selected and motivated team members can boost productivity by up to 18% and improve production quality by 15%.

Operational Efficiency in the Hands of Manufacturing Workers

Recruiting qualified workers in the manufacturing sector is one of the key challenges for industrial companies. This is crucial for maintaining operational continuity, high product quality, and cost optimisation.

A report by the Polish Economic Institute titled Poles on Foreigners in the Job Market – Facts, Myths, Opinions revealed that last year, 70% of employers reported difficulties in finding Polish workers. As a result, they are increasingly hiring foreign employees.

Experts from the Polish Confederation Lewiatan estimate that the Polish economy needs about 2.5 million workers from abroad annually, and there is no indication that this number will decrease. Our society is aging, and the number of available qualified workers is diminishing.

Consequences of Recruitment Errors

Recruitment errors can significantly impact an organisation's productivity and profitability, leading to high financial costs associated with re-recruitment processes, training, and onboarding new employees. The departure of an employee just a few months after being hired, during which they received an average monthly salary of 7,998.81 PLN gross, can realistically cost the employer around 100,000 PLN.

Best Practices

Effective recruitment in the production sector includes precisely defining job requirements, using multiple recruitment channels, employing advanced selection tools, and promoting a strong company culture and development opportunities. Systematic evaluation and optimisation of the recruitment process are key to its effectiveness.



TOP 3

Positions in the Manufacturing and Supply Chain Sector.

► KATOWICE & KRAKOW:

- **Automation Engineer**
12,000 – 16,000 PLN gross
- **Process Engineer**
13,000 – 16,000 PLN gross
- **Technical Manager**
20,000 – 27,000 PLN gross

► WROCLAW & POZNAŃ:

- **Automation Engineer**
12,000 – 14,000 PLN gross
- **Quality Planning Engineer**
10,000 – 13,000 PLN gross
- **Quality Manager**
20,000 – 25,000 PLN gross

► WARSAW, ŁÓDŹ & TRICITY:

- **Automation Engineer**
12,000 – 16,000 PLN gross
- **Project Manager**
15,000 – 25,000 PLN gross
- **Quality Manager**
20,000 – 25,000 PLN gross

Contacts

in Poland

+48 22 596 50 50
www.KnightFrank.com.pl

RESEARCH
Dorota Lachowska
dorota.lachowska@pl.knightfrank.com

VALUATION & ADVISORY
Małgorzata Krzystek
malgorzata.krzystek@pl.knightfrank.com

COMMERCIAL AGENCY - KRAKÓW
L-REP Monika Sułdecka-Karaś
monika.suldecka@pl.knightfrank.com

STRATEGIC CONSULTING EMEA
Marta Sobieszczak
marta.sobieszczak@pl.knightfrank.com

T-REP Aleksandra Markiewicz
aleksandra.markiewicz@pl.knightfrank.com

INDUSTRIAL AGENCY
Przemysław Jankowski
przemyslaw.jankowski@pl.knightfrank.com

CAPITAL MARKETS
Krzysztof Cipiur
krzysztof.cipiur@pl.knightfrank.com

As one of the largest and most experienced research teams operating across Polish commercial real estate markets, Knight Frank Poland provides strategic advice, forecasting and consultancy services to a wide range of commercial clients including developers, investment funds, financial and corporate institutions as well as private individuals. We offer:

- ▶ strategic consulting, independent forecasts and analysis adapted to clients' specific requirements,
- ▶ market reports and analysis available to the public,
- ▶ tailored presentations and market reports for clients.

Reports are produced on a quarterly basis and cover all sectors of commercial market (office, retail, industrial, hotel) in major Polish cities and regions (Warsaw, Kraków, Łódź, Poznań, Silesia, Tricity, Wrocław, Lublin, Szczecin) and PRS sector in Poland. Long-term presence in major local markets has allowed our research team to build in-depth expertise of socio-economic factors affecting real estate market in Poland.

Knight Frank Research Reports are available at:
www.knightfrank.com.pl/en/research/

© KNIGHT FRANK SP. z o.o. 2024

This report is published for general information only and not to be relied upon in any way. Although high standards have been used in the preparation of the information, analysis, views and projections presented in this report, no responsibility or liability whatsoever can be accepted by Knight Frank for any loss or damage resultant from any use of, reliance on or reference to the contents of this document. As a general report, this material does not necessarily represent the view of Knight Frank in relation to particular properties or projects. Reproduction of this report in whole or in part is not allowed without prior written approval of Knight Frank to the form and content within which it appears.

PARTNER OF THE PUBLICATION:



**CONTACT TO BUSINESS
IN MAŁOPOLSKA CENTRE:**
contact@businessinmalopolska.pl

www.businessinmalopolska.pl

The Business in Małopolska Center is a joint initiative of the Małopolska Region, Małopolska Regional Development Agency and the Krakow Technology Park, which offers an integrated system of servicing investors and exporters, it also provides ongoing information services to entrepreneurs about external sources of financing of investment and export activities.

Michael Page

CONTACT:

Krzysztof Tuszyński
Executive Manager I
Manufacturing & Supply Chain Division
+48 798 506 871
krzysztoftuszynski@michaelpage.pl